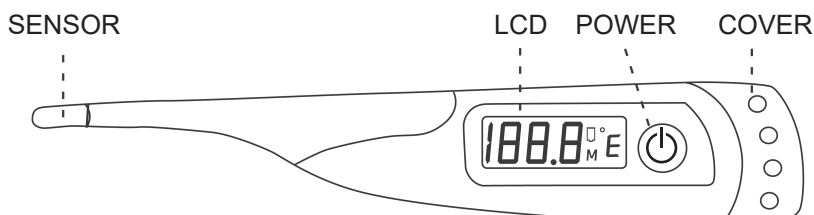


Jitron[®]

DIGITAL THERMOMETER JTMD-201M

QUICK GUIDE

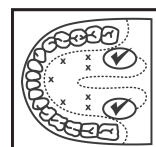


Thank you for choosing Jitron Digital Thermometer JTMD-201M, a clinical thermometer meant for human body temperature measurement. This Thermometer can measure oral, rectal or underarm temperature. This Quick Guide provides important steps that help you to test your temperature. Please read the detailed User's Guide in the box carefully before using the meter.

Before you begin, make sure that the device is clean and without damage.


ORAL MEASUREMENT

1. Press the "POWER" button to switch ON the meter. Start the measurement when the unit "C" or "F" flashes on the screen.
2. Keep the thermometer at the measurement site until you hear beep sounds in 10 seconds and the measurement will be displayed.



ORAL
METHOD

✓ = correct areas
x = incorrect areas

Method	Measuring Time	Normal Temperature Range	Remarks	Gesture Advice
ORAL	10 seconds approx.	35.5°C ~ 37.5°C or 95.9°F ~ 99.5°F	Place the sensor under tongue. Sensor tip should touch the root of tongue, as far end as possible. Hold the thermometer in the same spot with your mouth closed. Do not shift the thermometer during measurement.	


°C / °F SWITCH

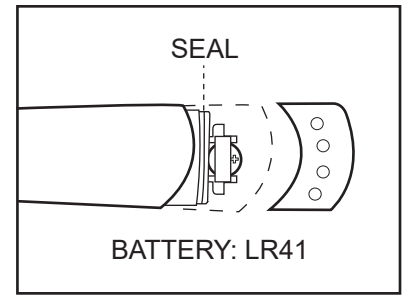
Degree Celsius (°C) or Fahrenheit (°F) unit display is available in this device. While the unit is OFF, press and hold the "POWER" button for approximately 5 seconds. You will see the current unit. Then immediately release the "POWER" button and press again to change the mode to either °C or °F.

CLEANING THE DEVICE

Clean the device after each use to ensure an accurate reading and avoid cross-contamination. Please use 75% concentrated medical alcohol to clean the device. Wipe it with clean and dry medical cotton.

BATTERY REPLACEMENT

1. The low battery icon  on the screen indicates low battery. Please open the battery cover by pulling the battery cover out.
2. Hold the battery compartment and slide the battery out with a pin.
3. Insert a new LR41 battery with the positive (+) symbol at the top.
4. Please ensure that the seal is placed properly when closing the battery cover.



POWER OFF

Press and hold the "POWER" button to switch the device OFF. The Power will be OFF automatically if not in use for 8 minutes.

ADDITIONAL FEATURES

Please refer to the User's Guide to understand rectal and underarm temperature measurements.

Jitron[®]
S I N G A P O R E

 Manufacturer:
Jitron Pte Ltd

8 Ubi Road 2, #05-01
Zervex, Singapore 408538
Tel: (65) 6748 6815
E-mail: enquiry@jitron.com
Web: www.jitron.com